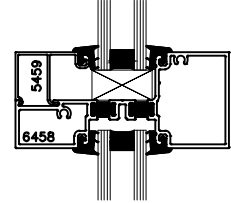
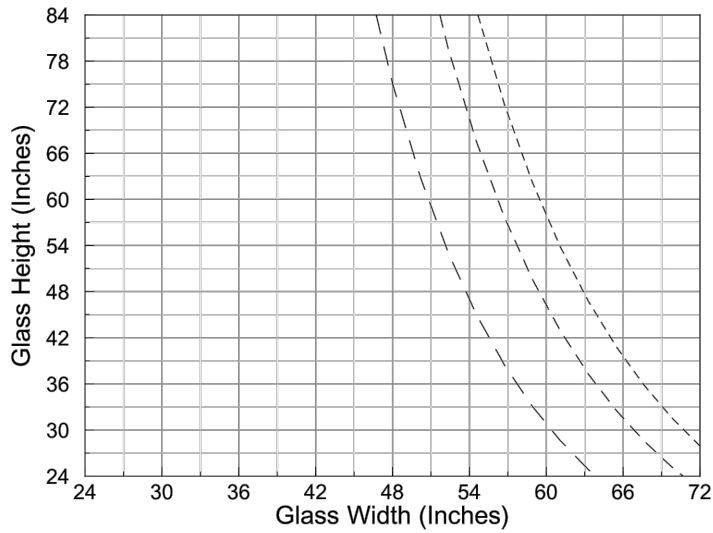


DEADLOAD CHARTS

Deadload charts for #6458

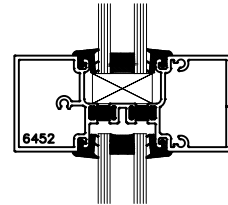
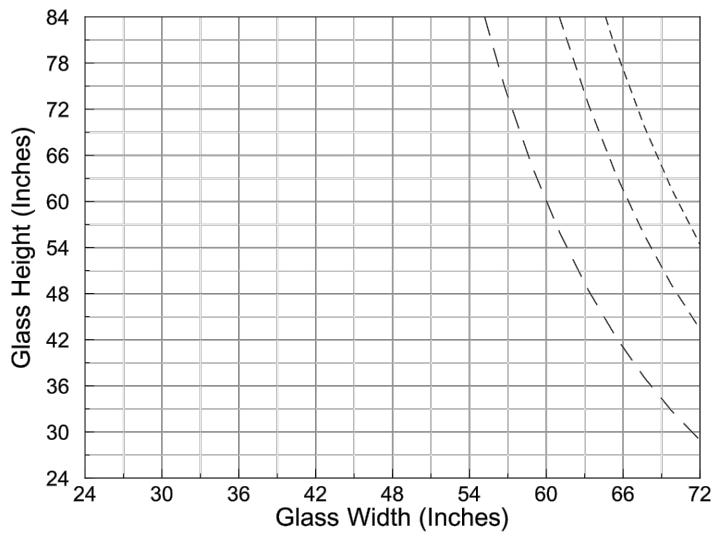
Based on setting blocks at quarter points and 1/8" maximum deflection



- I.G. 2 - 3/16" Lites
- I.G. 2 - 1/4" Lites
- I.G. 2 - 3/8" Lites

Deadload charts for #6452

Based on setting blocks at quarter points and 1/8" maximum deflection



- I.G. 2 - 3/16" Lites
- I.G. 2 - 1/4" Lites
- I.G. 2 - 3/8" Lites